

Welcome back to the Fall semester!

As you may be aware, there have been some changes to Blackboard over the summer. UND has been in the process of moving from our self-hosted instance to a NDUS environment that is shared with all 11 institutions. If you or your students are enrolled in courses at other institutions, you will now be able to access all courses from the same Blackboard.

You will now go to <https://blackboard.und.edu> to access the new site. Click on MyUND in the upper right corner to view your listing of courses. Your fall 2017 courses have all been created in the new instance and we have moved over any Fall 2016 and Spring 2017 courses you previously taught. We will be moving summer courses and organization sites in the next few weeks.

There are a few changes to the look of the new Blackboard.

Old vs. New Look – Comparison

Login/Welcome Page

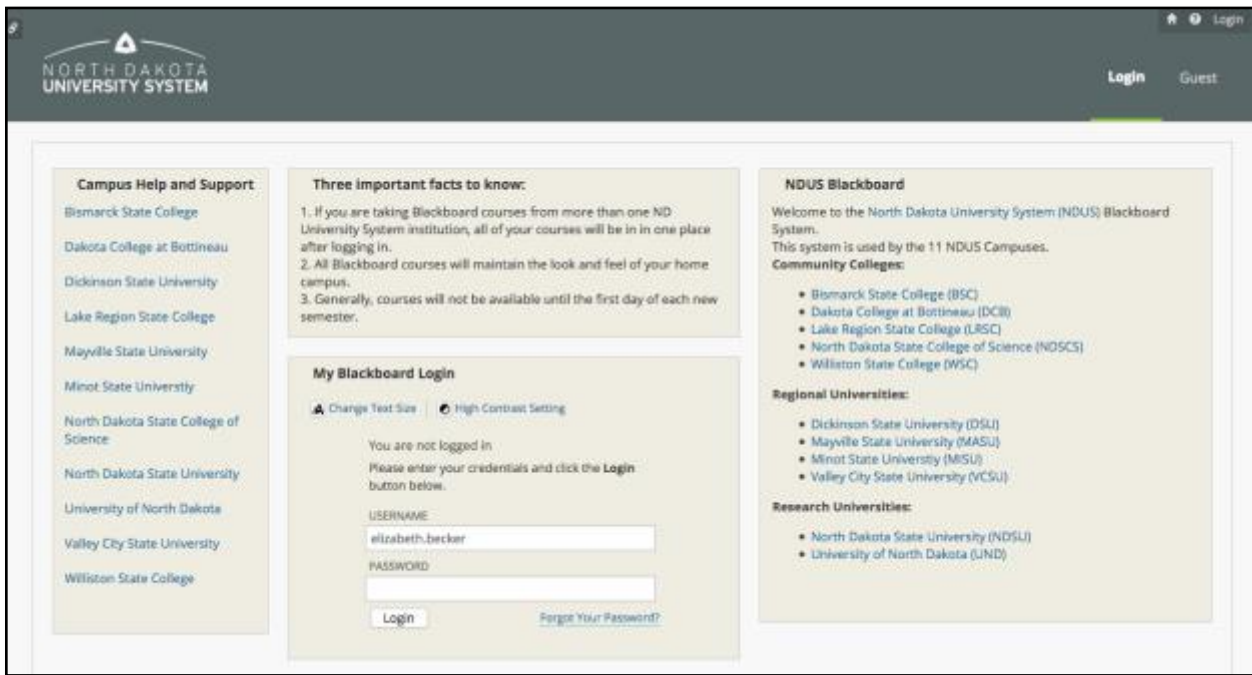
Old Blackboard Login/Welcome Page

The screenshot shows the old Blackboard interface for UND North Dakota. The top navigation bar includes 'Welcome', 'Community', 'Blackboard Help', and 'Services'. The main content area is divided into several sections:

- Download Blackboard's Student App Today:** Promotes the Blackboard mobile app, available on iOS, Android, and Windows. It includes icons for the App Store, Google Play, and Microsoft.
- My UND Blackboard Login:** A login form with fields for 'USERNAME:' and 'PASSWORD:'. It includes a 'Login' button and a 'Forgot Your Password?' link. There are also links for 'Change Text Size' and 'High Contrast Setting'.
- Blackboard Announcements:** Contains two main notices:
 - August 8th LEND program Username/Password Change and course migration for Blackboard:** States that the university is transitioning to a new Blackboard platform. LEND students will receive a new account with a username like 't.firstname.lastname' or 'firstname_lastname'. They need to take steps to create this account to continue accessing courses.
 - Also, beginning on August 8th the LEND courses will be moved over to the new Blackboard system.** These courses will be unavailable during the migration. After migration, LEND students will go to the new Blackboard system at <https://blackboard.und.edu>.
- Blackboard Access:** Explains that students in semester-based courses will have access within two business days, but may not see their courses until instructors make them available. It also notes that not all on-campus courses use Blackboard.
- Help:** A link to 'Contact UND Tech Support'.
- Campus Hotspots:** A link to 'UND Campus Connection'.

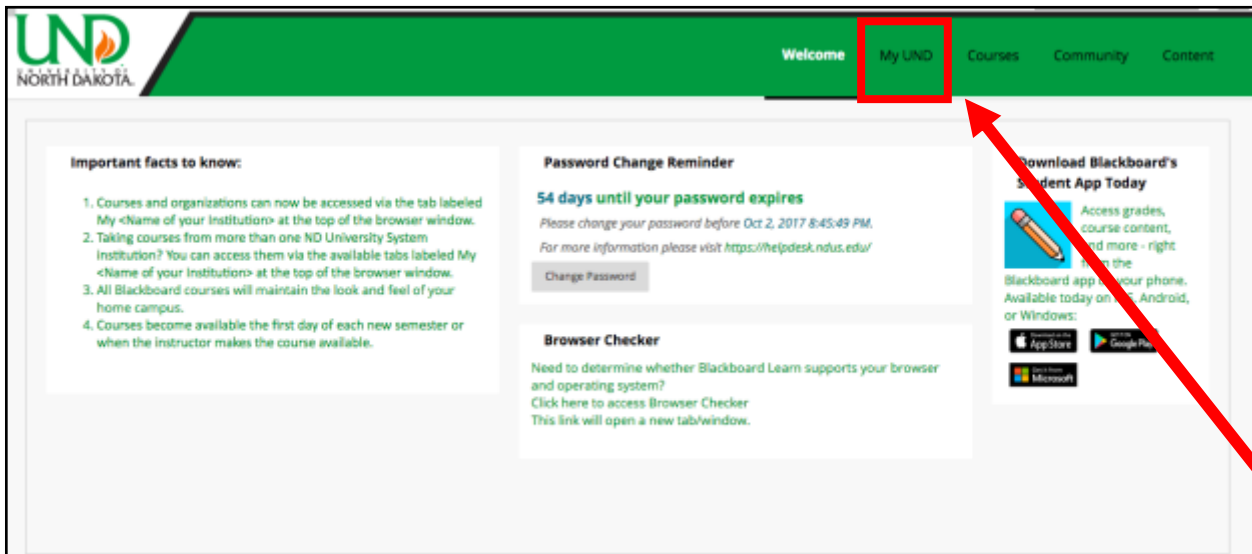
Login/Welcome Page continued

New Blackboard Login Page



The new Blackboard login page is branded with the North Dakota University System logo. Once you login you will see the UND Branding.

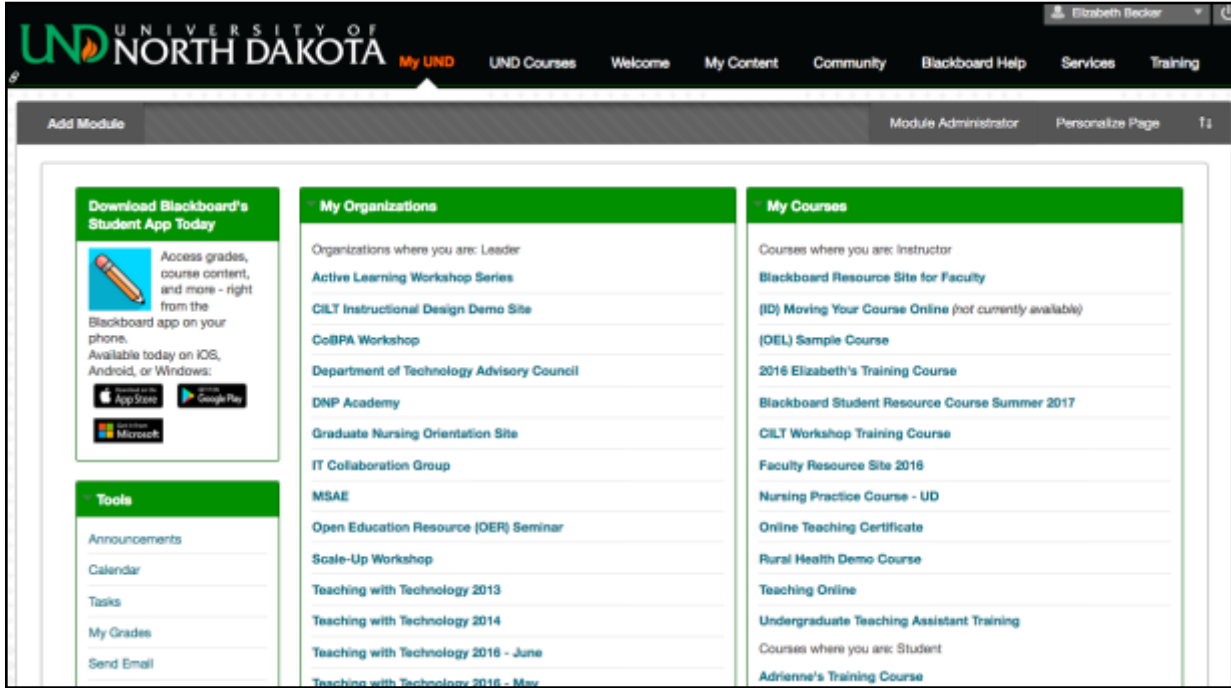
New Blackboard Welcome Screen



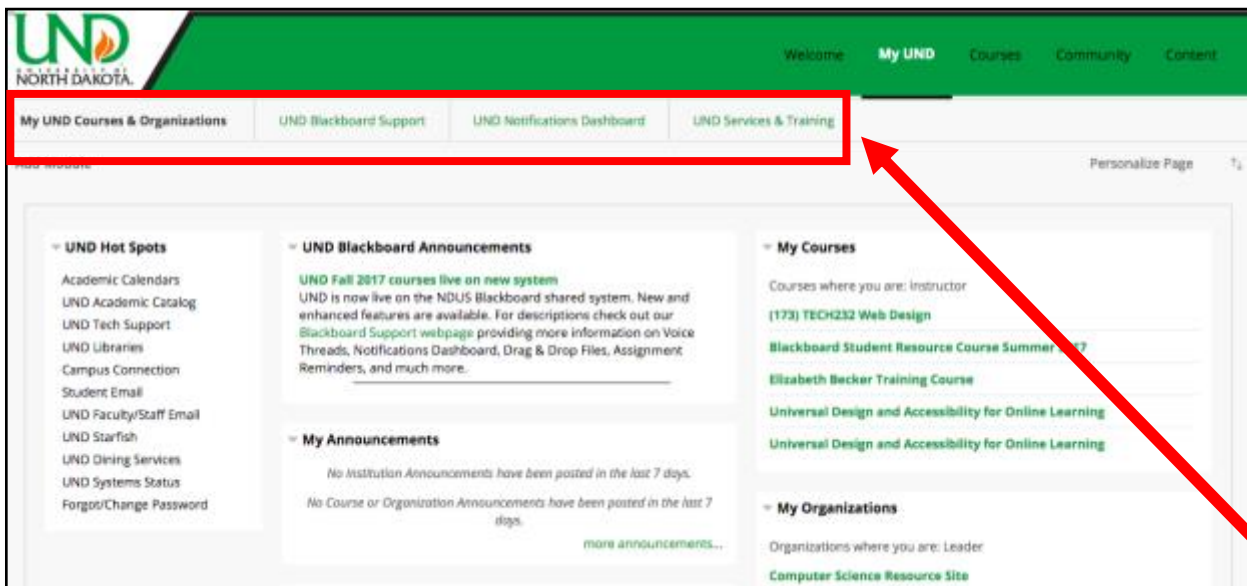
Once you login to Blackboard you will be brought to a Welcome page. To see your course and organization sites click on the My UND link in the green bar at the top.

My UND Tab

Old Blackboard My UND Page



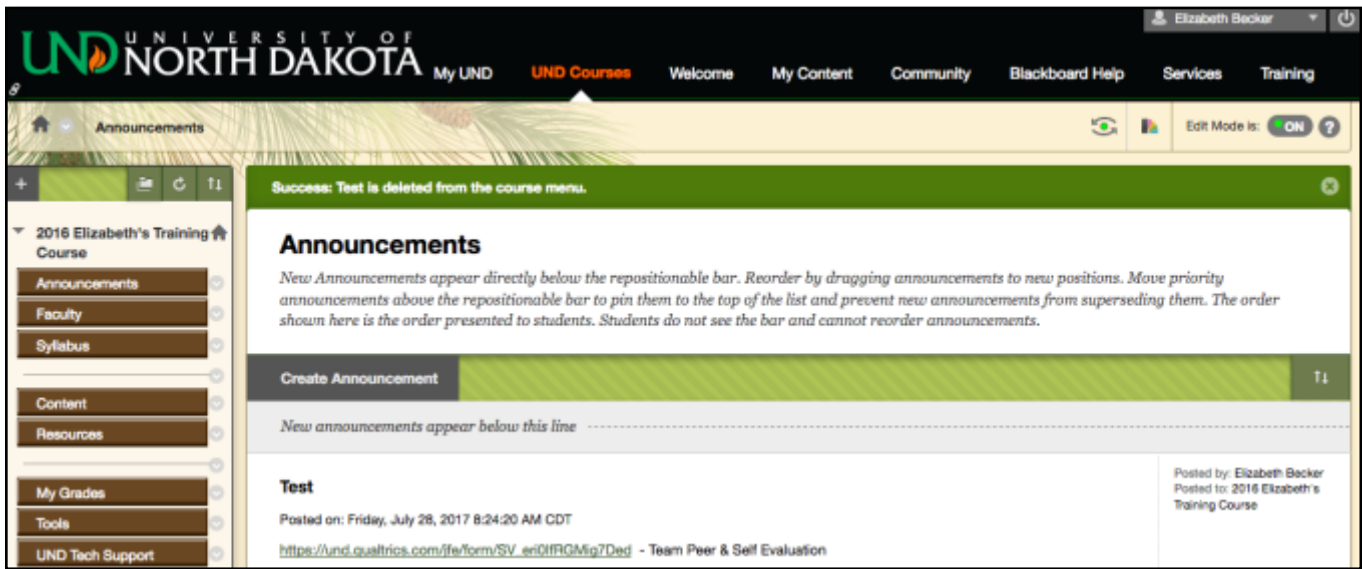
New Blackboard My UND Page



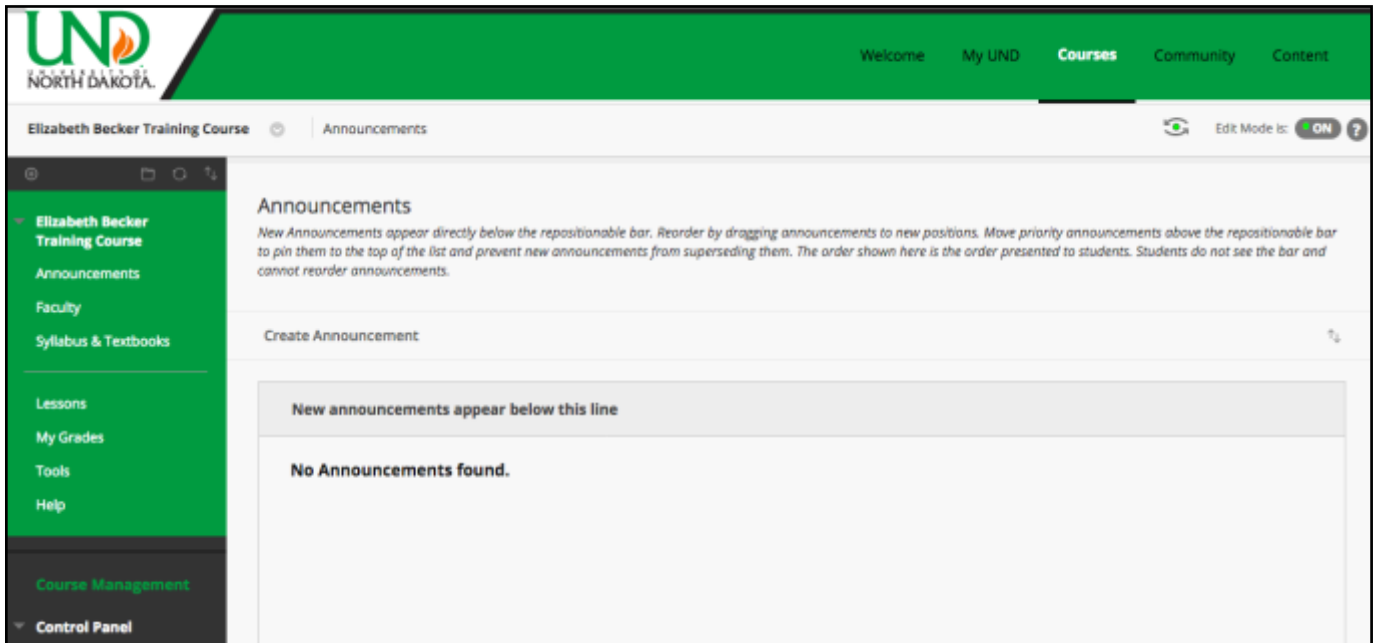
Notice the row of sub-tabs - To return to your My Courses/My Organization lists and to access UND Services & Training, Blackboard Support and the Notifications Dashboard, you will now need to use the Subtabs.

Blackboard Courses

Old Blackboard Course – With buttons and theme



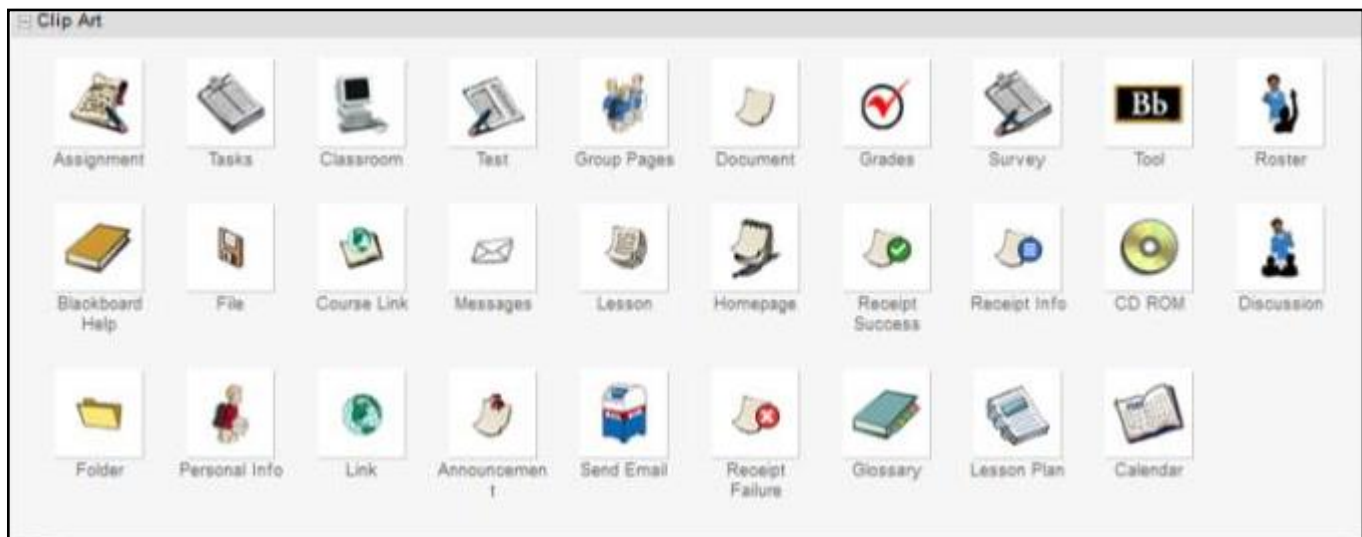
New Blackboard Course



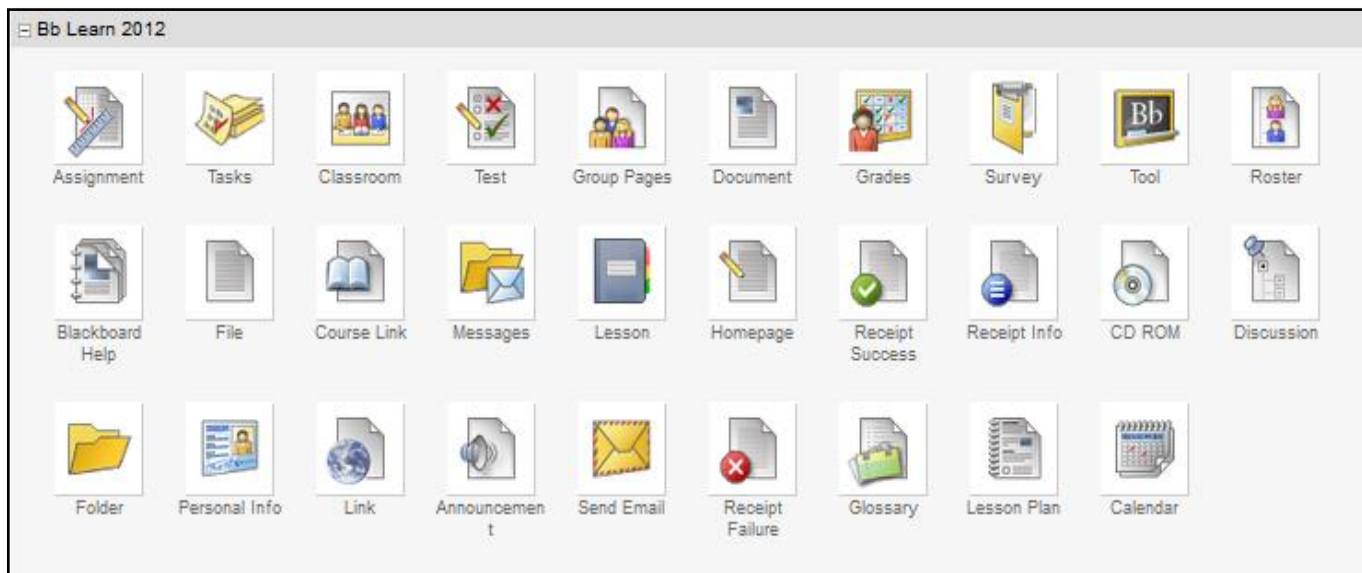
To assist with course accessibility compliance, the course themes and the menu button options have been disabled. The default course theme and text menu items will be standard in all courses.

Blackboard Course Icons

Old Blackboard Course Icons



New Blackboard Course Icons



The course theme has changed to the Bb Learn 2012 theme. The icons in your course now look like above.

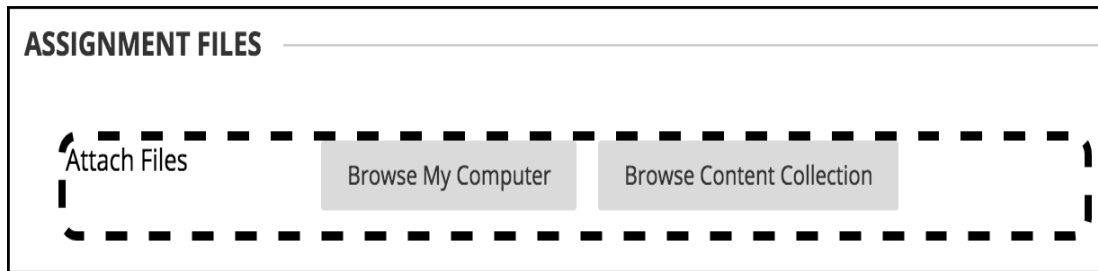
New Features

In addition to the new look there are also some new features. Some highlights are:

Drag and drop files

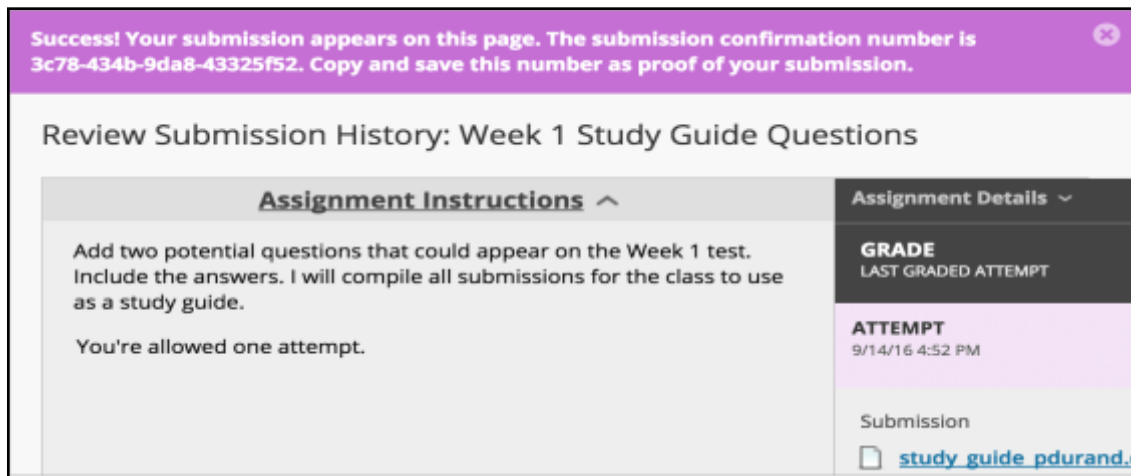
When instructors create content items, assignments, and web links, they can drag files from their computers to the "hot spot" in the Attach Files area. Students can also drag files to upload when they submit assignments.

If the browser allows, users can drag a folder of files and the files will upload individually.



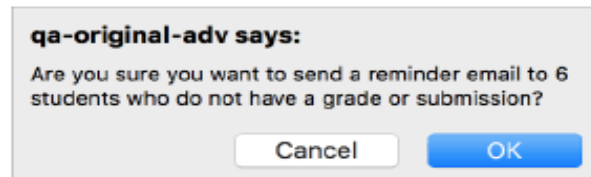
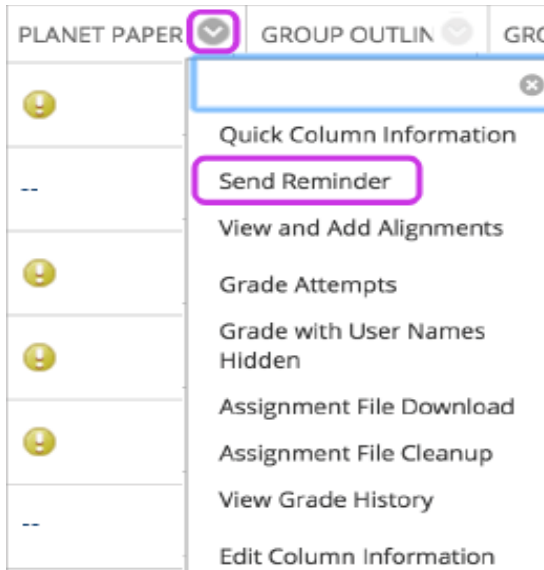
Notifications

Students can receive a notification email for each assignment attempt with information about the submission including attached files. Students can also access receipts at any time on the My Grades page in the submissions filter area.



Reminders

Instructors can send email reminders from Grade Center columns to students and members of groups who have missing coursework. Students receive a system-generated email that lists the course, coursework, and the due date if included. Instructors can also send reminders for assignments with anonymous or delegated grading enabled. To protect anonymity, students' names and attempt statuses aren't revealed.



Fewer Needs Grading Items

When multiple-attempt assessments are set to calculate using the first or last attempt, there are potentially numerous other attempts that will never be used for the grade calculation. This can be particularly problematic in anonymous or delegated grading scenarios where it can be difficult to determine which attempts are associated with students and therefore require grading. A new filter is now available both in the Needs Grading workflow as well as within the Grade Center to show or hide these attempts. Attempts that won't calculate towards the assessment grade are now indicated with an icon.